

# A PIECE OF NEWS

The Newsletter for Piecemakers Quilt Guild

P O Box 6101, Saginaw, MI 48608

[www.saginawpiecemakersquiltguild.org](http://www.saginawpiecemakersquiltguild.org)

**January 2020**



Hello everyone!! Can you believe it is 2020 already? I just can't wrap my head around it yet...ha ha!! Oh well here we are! As we start the new year (decade just freaks me out) let's take a moment to reflect on the past year and all the fun things we have done, projects started, some finished and others just in the many stages of planning! Good friends are made and others strengthened! Our future is beckoning, time is flying so let's make plans and get started!!

As we look ahead to the new year, it is time to choose a Quilt Show chairman. The 2019 Show was a success and lots of fun too! Please give some thought to chairing this event, our guild has so much to offer the community. It would be a shame not to continue the show.

January's meeting is the "trash to treasures" sale with the proceeds going to the guild. Clean out those sewing rooms and give someone else a chance at your treasures!!! Hope to see you January 15th.

Linda

## Speakers & Programs

Here is a list of the speakers and programs for the remainder of the year:

January	-	Trash to Treasures
February	-	Kathi Carter Sweet
March	-	Leslie Peterson
April	-	Mary Brown
May	-	Ice Cream Social

There are no workshops planned this year. If someone knows of something they would like to teach, please get in touch with me. We need twenty to make it work.

Ellen MacLaughlin, Sr. VP

### GUILD MEETING

7:00

3<sup>rd</sup> Wednesday of the month  
at  
Second Presbyterian Church  
2665 Midland Rd., Saginaw,  
MI

#### This month's date:


Jan. 15, 2019

Doors Open 6:30

Meeting starts at 7:00



## January UFO Challenge




Does your sewing room look like this after the holiday sewing rush? January is a good time to clean and organize and maybe you will find the **UFO #6** somewhere under the beautiful pile of scraps and leftovers. Remember that #6 is due this month.

Don't waste too much time on the cleaning....just clear your ironing board, sewing space and cutting table. Then face the organizing a bit at a time; it is so much less stressful to throw in a few hours of sewing on something lovely. By the end of the month you will have a fresh sewing room and will also have finished another UFO.

**Bring on 2020!!!! ~~ Judy Piper, CPIC**

[judyo1960@chartermi.net](mailto:judyo1960@chartermi.net)



## Fat Quarter Exchange for 2019-2020

Here are the Fat quarters needed for this year's drawings:

- |          |   |                                     |
|----------|---|-------------------------------------|
| January  | - | black & whites                      |
| February | - | red fabric for red works            |
| March    | - | Civil War                           |
| April    | - | Spring batiks: pinks, purple, blue  |
| May      | - | bright colorful fabrics of any kind |

Remember, they must be quilt shop fabric and when choosing the batiks, have them be colorful. Let's have some fun this year and have more people join in on the fun!

Questions: [grammy091698@yahoo.com](mailto:grammy091698@yahoo.com)

See you at the meeting,  
Nell Beebe



**Initial Challenge**  
for May 2020 meeting

This year we're going to challenge you to go outside the box a bit and create a quilt based on your initials. Everyone has at least two initials. Most people have three (some have even more!).

What you'll do is pick TWO of your initials. One initial will become the first letter of the predominant color of your quilt; the second initial will become the first letter of a quilt block. Take the initials in any order. PDK (my initials) could yield: KD, PD, PK, DK, KP, etc.

If you're at a loss for a quilt block pattern, there's a handy website (isn't there always?) that will give you many choices. Go to: <http://quilterscache.com> lists of patterns for every letter of the alphabet.


If you can't come up with colors, try Googling "Crayola Colors". There are lots of lists on the Internet. Your selected will be the predominant color only. You can use other colors as well.

Now, once you've selected your color and pattern, make a quilt. Size is not specified, but make it at least four blocks. (If you get crazy, make a king size quilt!)

The quilt must be quilted and bound. We will have a show and tell during the May meeting.

Anyone who completes the challenge, and brings their quilt to the meeting, will have their name entered into a drawing for a really COOL prize!

If you have any questions, contact [Pattypoo@gmail.com](mailto:Pattypoo@gmail.com) or 989-326-2306.



Pattye Kent

**SPRING HARTLEY – FAT QUARTER FRENZY!!**

You are all invited to enjoy a weekend of fat quarter fun! There will be great demos using fat quarters and a fantastic goodie bag, with some patterns included. Don't miss out on a fun weekend with friends. If you are new to Piecemakers and have any questions, please give me a call. I don't answer numbers I'm not familiar with, so please leave a message or voice mail.

If you have a great small project that uses fat quarters and want to share with others, we welcome any ideas and demos from you. Just let me know what and if you need directions typed up, I can do that for you too.

We will be taking deposits in January and February, so grab a friend and get signed up!

When: March 6, 7, and 8, 2020

Cost: \$100 3 p.m. Friday to 3 p.m. Sunday

\$35 Saturday day camper

\$20 Friday and/or Sunday day camper (each day)

Committee: Sandie, Elaine Miller, Alice Chapman, and Cathy Engel

Deposit due: \$25

If you prefer to mail in your deposit, send it to:

Sandie Vogelpohl

1450 Dover Pl.

Saginaw, MI 48638

(If you have any questions: I can be reached at:  
989 792-4537 or 295-0934)



## COMFORT QUILTS

Our work location is the Thomas Township Library, 8207 Shields Dr., Saginaw, MI (off N. Miller Rd.). We meet from 10 to 3. Our priority for the January 10<sup>th</sup> workday is **sewing quilts and joey bags**. Please bring your sewing machine and basic sewing supplies.

You can help us by using some of your stash to make quilts at home. Maybe you even have kid-themed quilts already finished and would like to donate them.

Comfort Quilts does not receive any monies from the guild. We rely on donations. We are not in need of fabric at this time. We do not use jean material or small scraps. Monetary donations are always welcome to purchase batting.

Quilt kits and joey bag kits are available at the guild meeting or at a workday. Please consider making at least one or more a year. Upcoming 2020 dates:

January 10

February 14

March 13

April 17

May 8

Thanks to everyone for paying it forward,  
Jan Schell and Chris Pahssen-Noble, co-chairs



# Happy New Year!

and thank you to all who donated hats, gloves, scarves and anything else in November. Hartley Nature Center appreciated your donations.

And also, your generous donations to the Church's food pantry at our Pot Luck. We had a great turnout of over 40 people. Just like everywhere else there are always those in need. I thank God every day I have a warm house, clothes and food on the table.

Whether through the guild or on your own through your personal charities, Thank you and have a Blessed and Happy New Year!

Clara Martin  
Membership Chair 2020



## FACEBOOK PAGE:

This is a great page. Lots of information is shared. Don't miss out. Search **Piecemakers Quilt Guild of Saginaw** for our Facebook page or contact Clara or Chris. This is a closed group so your request needs approval of an administrator. Only Piecemakers Quilt Guild members will be approved to join.

Clara Martin and Chris Pahssen-Noble, co-administrators

## PIECEMAKERS NAME BADGES:

**We have NEW name badges.** They are silver with black lettering. Our supplier is Taylor Awards and Trophies on Davis Rd. in Saginaw.

Name badges are a great way to meet other members of the guild. Wear yours to each meeting. Need a name badge? Badges are \$7 each and include a pin back or a magnet back. Extra magnet backs are also available for \$1 each. You can order a name badge at the meeting or by contacting Chris Pahssen-Noble: [cpahssen@aol.com](mailto:cpahssen@aol.com) or call or text 989-751-0308.

President: Linda Hartz                      989-832-7019  
[l1hartz70@charter.net](mailto:l1hartz70@charter.net)

Jr. Vice President:

Sr Vice President: Ellen Mac Laughlin   989-631-2582  
[ellenm31542@charter.net](mailto:ellenm31542@charter.net)

Secretary: Stephanie Sova  
[rosewingcrested@yahoo.com](mailto:rosewingcrested@yahoo.com)

Treasurer: Linda Birchmeier              989-845-2258  
[l\\_birchmeier@hotmail.com](mailto:l_birchmeier@hotmail.com)

Newsletter Editor: Jan Schell              989-798-6109  
[jimandjanschell@gmail.com](mailto:jimandjanschell@gmail.com)

Membership: Clara Martin                  989-845-8005  
[rcamartin@aol.com](mailto:rcamartin@aol.com)

Webmaster: Clara Martin                      989-845-8005  
[rcamartin@aol.com](mailto:rcamartin@aol.com)