

A PIECE OF NEWS

The Newsletter for Piecemakers Quilt Guild

P O Box 6101, Saginaw, MI 48608

www.saginawpiecemakersquiltguild.com

February 2023

Reminders:

All requests to be added to the agenda need to be sent to the president one week before our meeting date. Keep those announcements coming!!

If Saginaw schools are ever cancelled due to bad weather on our scheduled meeting date, the guild meeting will also be cancelled that night.

Quilter's Showcase

We love to see all your beautiful work. Unfortunately, due to the volume of people sharing their projects, we are asking that you limit the number of items to share. Please only bring up to 3 items per meeting. Thank you for being considerate of others.

President's Note

"The best kind of sleep beneath heaven above
Is under a quilt made with love."

February is the month of love. A time to remember those who aren't with us. A time to celebrate with those who are still here. Remember also those who touch your life in subtle ways and make it so much better. We are all so blessed with family and friends to share our hobbies, love, and lives together. You choose the way you face life. Carry a few boxes of conversational hearts with you this month. Surprise the people who make your life worth living!!

Try one of these cute heart projects.

<https://www.applegreencottage.com/valentine-easy-sewing-projects/>

<https://www.allfreeseewing.com/Valentines-Day-Projects/21-Valentines-Day-Sewing-Projects>

7:00 pm

3rd Wednesday of the month at
Second Presbyterian Church
2665 Midland Rd., Saginaw, MI

This month's date:

Feb. 15, 2023

7:00 pm

Doors open at 6:15 pm

This month's program:

Flying Geese demonstrations



May Masquerade Party

This May we are going to party with color! Everyone is asked to make a mask. NOT THE OVER THE FACE KIND FOR COVID, a fancy face mask of your own design to cover your eyes. Attached to this newsletter is a pattern or you can start with or use a paper mask from one of our local hobby stores or make a fabric one. Add whatever strikes your fancy. Feathers, beads, tassels, lace, diamonds, pearls, and other gems are welcome. Show us your dazzling personality.

Please bring a finger food for our buffet. We will have punch and water available. Bring a fat quarter because we will be playing a game (Only one is necessary per person).

We will be enjoying the flying geese projects you've created from this month's demonstrations. Our quilter's showcase will also highlight your creativity. A few party favors and games too. Come join us in celebrating a year together. Mark your calendar now. Let us know you are coming.

Programs

February: Flying Geese demos

Techniques being shared are: Raw Edge flying geese, Eleanor Burns method of making flying geese, migrating flying geese, making 4 geese at a time and more. Added to the demonstrations is Tatting!!.

Come, learn, share and have fun!

March: Accordion half square triangle technique. Our first ZOOM lecture. The presentation will be during our meeting. You will be able to interact with our speaker, Beth Helfter of evapaigne designs. Beth has developed this technique and has methods making quilts using it.

April: Orphan blocks, giving them a new home and purpose.

Bring blocks that measure 12.5 inches. If you have smaller blocks, add borders to measure 12.5 inches. No specific color or pattern. We will spend time laying the blocks into quilt tops. Volunteers needed to sew them together and quilt. Batting and backing fabric will also be needed. The completed quilts will be donated to a charity.

I look forward to seeing you soon!

Dorothy Bodeis

Minutes for January 18, 2023

Meeting was called to order at 7:00

President - shared agenda

Announcements

- Hire out quilting see Clara
- Potholder Class is February 11th 10:00 – 3:00
2 Potholders \$30
- Supply list to follow
- Ink cartridges are coming in
- Surrey Rd Quilt Shop Pajama Day 21st - 20%

Minutes; any changes, no changes, keep as submitted

Vice President announcements

- Flying geese demonstrations at February meeting
- March Eva Page Designs zoom meeting
- April; Orphan Blocks 12 ½" unfinished
- May final meeting

Jr Vice President announcement

- Masquerade Mask, pattern to be given out at February meeting
- Bring a fat quarter for May meeting

UFO Challenge

- #2 for January
- #4 for February

Fat Quarter Club

- Charlene Bosquet won a bundle
- Jean Dey won a bundle
- Reds for February fat quarters

Scrap Happy Club

- 12 Blocks for the drawing
- Pattye Kent won the blocks
- Reds & Creams for Scrap Happy Block for February, 2 blocks 9 ½" unfinished

Election Committee

- Jane called 81 members for Jr Vice President for next year
- Primary duties 2023-2024 begins with May Meeting
- Secure speakers for meetings and classes

By Laws Committee

- Chris Pahssen-Noble
- Motion made by Pattye Kent to adopt wording change in bylaws
- Deb Bateson seconded the motion
- Motion passes

-Resubmit Bylaw changes to the state for raffle license

Quilters Showcase

Raffle Quilt – Jane McClure will sew the quilt binding on
Veterans Quilts -Shown by Diane

Door Prize Drawing – door prize donated by Robin at Between Patches
-won by Cindi Thomas

Fat Quarter drawing from Lady Jane's- won by Julie Peasley

Resolutions were collected by Julie Peasley

Please do your trash to treasure shopping and see Ellen for payment at the front

Meeting adjourned at 7:43

Respectfully submitted by Kimberly Sturm

UFO (Unfinished Objects) CLUB

Just a reminder from UFO that your project number for February is 4. I look forward to seeing everyone's accomplishments.

Cyndi Thomas

SCRAP HAPPY

The rules are very simple. NO buying fabric. Use your stash to complete a block (pattern provided) each month. If a block is submitted your name will be entered in a drawing to win all of the blocks.

Our January block was a Perkiomen Valley Block. We had 12 blocks submitted that were won by Pattye Kent.

The block for February is a 9" finished Churn Dash (instructions are for 2 blocks) Fabrics to use Reds & Cream in honor of Valentine's Day. The pattern is posted on the Facebook website. In the coming months I will have a limited # of copies available for members who don't use Facebook and will post to Facebook and in the Newsletter. Printing costs can add up quickly and I tend to misplace patterns that I can't look up on a phone or tablet! We will try out this system and see how it works.

With any luck we will be taming that never ending stash that we have collected over the years.

Happy Scrappy Sewing!!!

Linda Birchmeier



February – We will do reds/creams

Sister Churn Dash – Opposites Attract

2 color/high contrast

Instructions for two 9.5" unfinished blocks. Finished size 9"

For each pair of blocks cut:

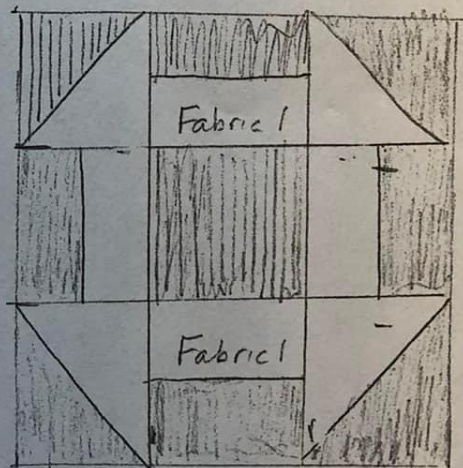
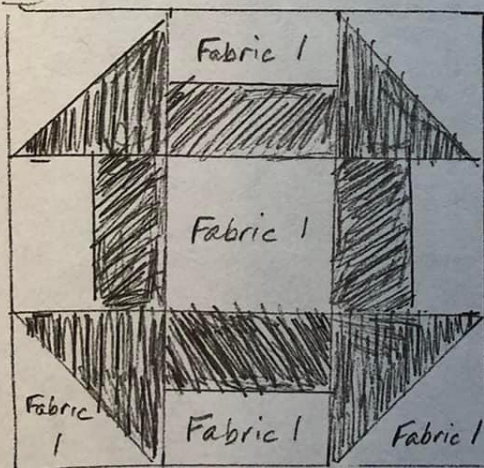
| | Color 1 | Color 2 | Units |
|------------|---------|---------|--|
| 3.5 square | 1 | 1 |  make 8 |
| 4" square | 4 | 4 | $3\frac{1}{2}$ With 4" Squares |
| 3.5 x 2" | 8 | 8 |  make 8 |
| | | | $3\frac{1}{2}$ With $2 \times 3\frac{1}{2}$ Rectangle |

Construction:

Make eight Half Square triangle using the 4" squares. Square up to 3.5"

Make 8 rails with 2×3.5 rectangles.

Blocks are constructed the same except you will reverse the color order.



Plain = Fabric 1
Shaded = Fabric 2

Fat Chance

Hello everyone,

Since it's February, the fat chance for this month is Red. Think doing red work projects.

The rest of the months are as follow:

March is civil war, April is black/white and May is any color batik.

Remember it's quilt shop fabrics and you can give me the rest of the months and I will make sure you are in the drawing.

See you at the meeting.

Nell Beebe

COMFORT QUILTS

We are moving away from the small baby quilts because babies outgrow them too quickly. We will be using the 3-yard quilt size (lap size). We are also including some twin-size quilts. Kits for child quilts, teen quilts and Joey bags are available at the guild meetings.

Most of our fabric is donated, but occasionally we need to purchase backings and/or batting. There will be a container at our table for donations. Your help is greatly appreciated. We encourage you to continue sewing at home making pillowcases, quilts, and Joey bags. This is a great way to use your stash.

Jan Schell and Chris Pahssen-Noble, co-chairs

PIECEMAKERS NAME BADGES

Name badges are a great way to meet other members of the guild. Wear yours to each meeting. Do you need a name badge? Badges are \$7.50 each and include a pin back or a magnet back. Extra magnet backs are also available for \$1.00 each. You can order a name badge at the meeting or by contacting Chris Pahssen-Noble: cpahssen@aol.com or call/text 989-751-0308.

FACEBOOK PAGE

Check out our Facebook page. Lots of information is shared. Search for Piecemakers Quilt Guild of Saginaw. This is a closed group for Piecemaker members only, so your request to join needs approval of an administrator.

Clara Martin and Chris Pahssen-Noble, co-administrators



Piecemakers Quilt Guild window decal, regularly \$8.00 each, on SALE 2 for \$12.00 only at the February Meeting! Team up with a friend or buy 2 and show your support for your guild!

Pick up at check in table at the guild meeting. Looks great on any vehicle!!!



The Door Prize! Is donated by Robyn from BETWEEN PATCHES LLC, the cutest little quilt shop just outside Bay City at 470 Chip Rd, Bay City, MI,

Everyone who attends the meeting gets a complimentary ticket for the drawing!

President: Julie Peasley 989-837-5491
juliepeasley@gmail.com

Vice President:
Dorothy Bodeis 989-799-6086
gardendb2002@yahoo.com

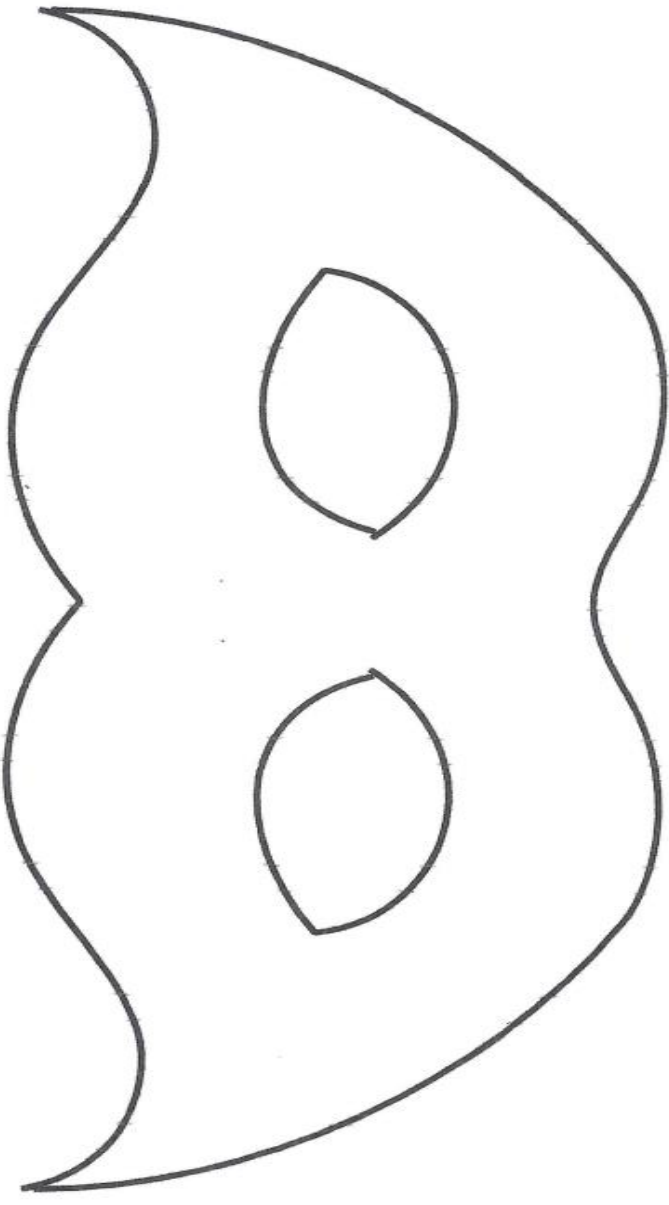
Secretary: Kim Sturm 989-450-4274
ksturm57@gmail.com

Treasurer: Ellen MacLaughlin 989-545-9587
ellenm31542@gmail.com

Membership/Webmaster;
Clara Martin 989-845-8005
cmartinquilts4fun@gmail.com

Newsletter Editor: Jan Schell 989-798-6109
jimandjanschell@gmail.com

Hospitality:
Pam Findlay 989-385-1001
Pamsdaycare@gmail.com



Between Patches

Cutest little Quilt Shop just outside of Bay City

Machine Quilting,
fabric, books,
patterns and notions

Robyn HouseGuettler

470 E. Chip Rd
Bay City MI 48706
(989) 297-6722



Keepsake Quilts

Fabric and Notions Quilt Shop

Ray and Gerolyn Freeze
gerolyn@mi-keepsake-quilts.com
www.mi-keepsake-quilts.com

(989) 317-8700
4585 E. Pickard Suite K
Mt. Pleasant, MI

Country Stitches

Sewing Machines and Quilting since 1982

2200 Coollidge Road • East Lansing, MI 48823

Phone (517) 351-2416 • 1-800-572-2031

E-mail: stitches@countrystitches.com

www.countrystitches.com

PFAFF

JUKI

BERNINA


Ann Covert Fuller

Brian Ladson

Owners



SINGER



VIKING



lady jane's
QUILT SHOP

Tara Gerhardt
Owner

398 S Main St, Suite 1 • Freeland, MI 48623
ladyjanesquiltshop.com • 989-573-8496



Husqvarna
VIKING

JANOME
New Home



BONNIE'S SEWING CENTER

www.bonniesewingcenter.com

ROBERT WIEGAND
Sewing Specialist

3557 Wilder Rd. • Bay City, MI 48706 • (989) 686-8180 • Fax (989) 686-9996

Across from K-Mart

Sales • Parts
Service on all makes

M & F 10-5
T-W-Th 10-5
Sat. 10-5



Alterations
Craft & Sewing Classes



PARK BENCH
QUILT SHOP

PATTY RAPANOS
ANN SIMANSKEY
WWW.PARKBENCHQUILTSHOP.COM

1613 E. WHEELER STREET
MIDLAND, MI 48642
(989) 832-5722
PARKBENCHQUILTS@ATT.NET

12 punches = \$10 off your next purchase



2620 Center Ave., Bay City, MI 48708

989.439.1100

www.dragonflyquiltandyarn.com

Creative Passions Quilt Shop

Address 103 W. Broad St. Chesaning,
MI 48616

Email cpquiltshop@hotmail.com

Call 989-860-4096

Website www.creativepassionsllc.com

Etsy CPQuiltShop



(989) 494-8482

Tom's Sewing Machine
Service & Repair

Tom Holcomb - Owner

18701 W. Peet Rd
Henderson, MI 48841

lambcreekfabrics.com



SURREY RD. QUILT SHOP

Fabrics · Crafts
Custom Made Quilts
Hand Quilting

Monday - Saturday
9:00 a.m. - 6:00 p.m.

Closed Sunday

3681 E. Surrey Rd.
Clare, MI 48617

Rebecca Miller 989-386-3043

Miles of Stitches

Creating memories... one stitch at a time!

Hours

Mon, Tue
10am - 5pm

Wed, Thur, Fri
10am - 6pm


Sat
9am - 2pm

123 N. Midland St.

Merrill, MI 48637

989.643.5566

www.milesofstitches.com



Keep: w/keep/ Maintain in good condition.

SERVICE & REPAIR
ALL MODELS OF SEWING MACHINES

Brian Leinberger
OWNER/OPERATOR

989.573.0087

6120 GARFIELD ROAD
FREELAND, MI 48623

WWW.KEEPSEWING.COM



Pieces of Thyme Quilt Shop

Susan Phillips, Proprietor

3037 Shock Road (Hockaday)

PO Box 146

Beaverton MI 48612


989-435-9230

facebook.com/piecesofthyme
www.piecesofthyme.com

OPEN Thursday & Friday 10am-5pm
Saturday 10am - 2pm or by appt

Phyllis A Kobel
Independent Beauty Consultant

1033 RiverOak Dr
Mt. Pleasant, Michigan 48858
989-488-0563
989-772-9525
phylsplace99@aol.com
www.marykay.com/pkobel

 **ADVANCED SKIN CARE CONSULTANT**

MARY KAY



www.therapeutichopellc.square.site/

214 Federal Ave.
Saginaw, MI 48607

(989) 964-9597

Carmen Castillo
Jessica Medina

Licensed Massage Therapists