

A PIECE OF NEWS

The Newsletter for Piecemakers Quilt Guild

P O Box 6101, Saginaw, MI 48608

www.saginawpiecemakersquiltguild.com

April 2023

Reminders:

All requests to be added to the agenda need to be sent to the president one week before our meeting date. Keep those announcements coming!!

President's Note

"You can cut all the flowers, but you can't keep spring from coming."
Pablo Neruda

I don't know about you, but I am tired of snow and cold. I'm ready for sunshine, flowers, and Easter egg hunts. I can't wait to be able to amble down the rail trail and see the new flowers poking their blooms through the snow with the warm breeze promising Spring. Even my quilting projects remind me of green grass, birds singing, and Easter activities.

Spending time with family and friends is always so precious. So, I have found a few little projects on line which may make your egg hunts and baskets more fun. Have a great Easter! But don't forget to come to our next meeting. I hope to have some more links for Spring!!

Julie

Bunny Ear Treat Bag

<https://theseamanmom.com/bunny-bag-tutorial/>

Bunny Treat Bag

<https://www.needlepointers.com/main/youtubecontent.aspx?YoutubePageID=325>

Carrot Treat Bag

<https://www.allfreesewing.com/Holiday-Projects/Carrot-Treat-Bag-For-Easter-106813>

Bunny from a Towel

<https://www.youtube.com/watch?v=iupealZMHSI>

Fabric Easter Basket with Bunny Ears

https://www.youtube.com/watch?v=0NWo_MKDPIw

7:00 pm

3rd Wednesday of the month at
Second Presbyterian Church
2665 Midland Rd., Saginaw, MI

This month's date:

Apr. 15, 2023

7:00 pm

Doors open at 6:15 pm

This month's program:

Orphan blocks and quilts for VAMC
and Flying Geese projects



Egg Silverware Holder

<https://www.youtube.com/watch?v=teHtXhYt-5g&t=277s>

Bourbon Molasses Ham

<https://www.foodnetwork.com/recipes/country-baked-ham-with-bourbon-molasses-glaze-recipe-1937767>

Bourbon and Marmalade Ham

<https://www.foodnetwork.com/recipes/ham-with-marmalade-bourbon-glaze-3365476>

My Recipe for Rum and Pineapple Ham

Slice ham and lay flat in casserole dish. Combine ½ cup Spiced Rum and 1 can crushed pineapple. Pour over ham and add enough water to cover ham. Bake at 350 degrees for about 45 minutes. (Some like it darker and some don't. Keep an eye on it.)

50 Different Deviled Egg Recipes

<https://www.foodnetwork.com/recipes/photos/deviled-egg-recipes>

How to Make Deviled Eggs

<https://www.foodnetwork.com/how-to/packages/food-network-essentials/how-to-make-deviled-eggs>

Keto Deviled Eggs

<https://www.foodnetwork.com/healthy/articles/make-deviled-eggs-keto>

Egg Salad

<https://www.foodnetwork.com/recipes/food-network-kitchen/the-best-egg-salad-7263049>

Coconut Cake

<https://www.foodnetwork.com/recipes/ina-garten/coconut-cake-recipe-1947027>

How to Boil Eggs

<https://www.foodnetwork.com/holidays-and-parties/articles/easter-eggs-101>

Scalloped Potatoes

<https://www.foodnetwork.com/recipes/food-network-kitchen/four-cheese-scalloped-potatoes-recipe-1973354>

Green Bean Casserole

<https://www.foodnetwork.com/recipes/green-bean-casserole-recipe2-2117651>

Programs

April - Let's find homes for those orphan blocks! Bring your 12.5 x 12.5-inch blocks. You can make your small ones larger just so they all measure 12.5 x 12.5. Bring a sewing machine if you wish and any larger pieces of flannel. We will be making lap blankets for the veterans. We will be making either 4 block by 4 block blankets or narrower ones of 3 x 5 blocks for taller veterans and wheel-chairs. The flannel will be the batting/backing instead of the traditional 3 layers. Once they are finished, they will be given to Diane Jankowski for delivery to the VAMC.

Also bring your project made with Flying Geese to share with the guild. Tell us which technique you prefer when making Flying Geese.

May - A masquerade party. Feel free to make a mask for the upper half of your face. Bring some finger foods to share and a fat quarter. Games are being planned.

Dorothy Bodeis

Piecemakers Quilt Guild Meeting March 15, 2023

Meeting was called to order at 7:03

President shared agenda.

Minutes; any changes, no changes, keep as submitted

Announcements

-Connie Wegner is our New VP

-Requests for flannel to back VA quilts

-Needs: punch bowl, ladle, 3 slotted spoons, 3 non slotted spoons, 3 meat forks

April Orphan blocks

May – Masquerade masks, dish to pass, finger foods, punch and water will be provided, games to play. Flying geese project to share.

Treasury 's Report - \$176 post office box, \$9 profit from Dresden Plate class, \$350 March speaker Beth Paige, \$742 total on speakers

UFO Challenge - #5 for March, #1 for April

Fat Chance Club – winners, Sue Ostrander, Cathy Engel, Deb Meskill; 23 fat quarters turned in

Scrap Happy Club – 41 blocks were submitted all 8 ½ “, Nancy Haskins won the blocks. Next Month's block is Hanky Panky, use batiks and light background

Special Committees

Nominations for Jr VP for next year 2023-2024

Pattye Kent was nominated and accepted nomination

Pattye Kent is our new Jr VP by consensus

Business Partners – thank you. Front Porch in Frankenmuth is closing the end of April.

Drawings – Robin from Between Patches donated the door prize. MaryJane Sanford was the winner. Charm Squares were won by Amy Lafferty.

Meeting was adjourned at 7:45 for guest Speaker from Beth Paige Designs.

Respectfully submitted by
Kimberly Sturm

Fat Chance

Hello,

Only 2 more meetings left and that means only 2 more fat chances.

April fat chance is black and white and May is any color batik. We have been getting a good amount of fat quarters that allow me to give out 3 bundles and that makes me happy.

See you at the meeting.

Nell

UFO (Unfinished Objects) CLUB

There are two more months to wrap up those UFO's so let's have a parade of color and accomplishments for spring! April's UFO is number 1. That leaves number seven on your list for May. Happy stitching.

Cyndi Thomas

SCRAP HAPPY

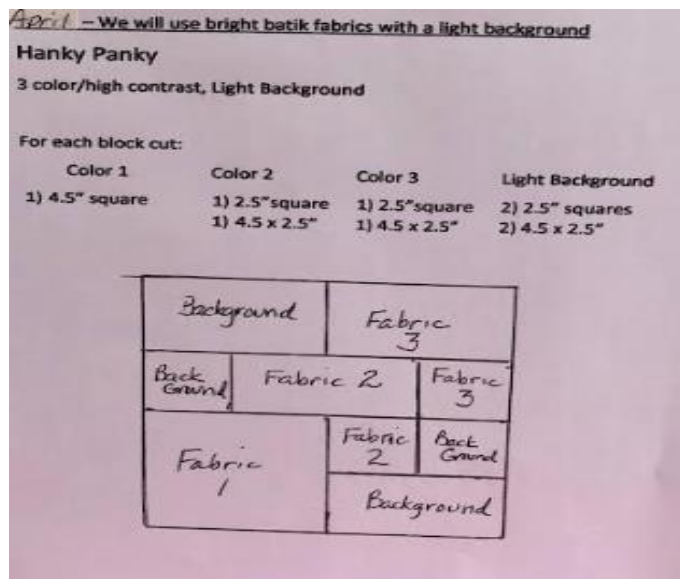
The rules are very simple. NO buying fabric. Use your stash to complete a block (pattern provided) each month. If a block is submitted your name will be entered in a drawing to win all of the blocks.

Our March block was Scrap Buster in every color/style of fabric. We had 32 blocks turned in. The lucky winner was Nancy Haskins. We were treated to Show and Tell by Ruth Hawley. She was the winner of the Scrap Happy churn dash blocks in February and showed her beautiful red/cream quilt that she created with the blocks that she won.

The block for April is the Hanky Panky block using bright batik fabrics with a light background. The unfinished size of the block is 8.5 inches. The pattern is posted on the Facebook website and in the newsletter. In the coming months I will have a limited # of copies available for members who don't use Facebook and will post to Facebook and in the Newsletter. Printing costs can add up quickly and I tend to misplace patterns that I can't look up on a phone or tablet! This system seems to be working. With any luck we will be taming that never ending stash that we have collected over the years.

Happy Scrappy Sewing!

Linda



We are moving away from the small baby quilts because babies outgrow them too quickly. We will be using the 3-yard quilt size (lap size). We are also including some twin-size quilts. Kits for child quilts, teen quilts and Joey bags are available at the guild meetings.

Most of our fabric is donated, but occasionally we need to purchase backings and/or batting. There will be a container at our table for donations. Your help is greatly appreciated. We encourage you to continue sewing at home making pillowcases, quilts, and Joey bags. This is a great way to use your stash.

Jan Schell and Chris Pahssen-Noble, co-chairs

PIECEMAKERS NAME BADGES

Name badges are a great way to meet other members of the guild. Wear yours to each meeting. Do you need a name badge? Badges are \$7.50 each and include a pin back or a magnet back. Extra magnet backs are also available for \$1.00 each. You can order a name badge at the meeting or by contacting Chris Pahssen-Noble: cpahssen@aol.com or call/text 989-751-0308.

FACEBOOK PAGE

Check out our Facebook page. Lots of information is shared. Search for Piecemakers Quilt Guild of Saginaw. This is a closed group for Piecemaker members only, so your request to join needs approval of an administrator.

Clara Martin and Chris Pahssen-Noble, co-administrators

2024 QUILT SHOW COMING!!!

SAVE THE DATES: APRIL 10-13, 2024

Set up is Wednesday April 10, - Hanging April 11, - Show 12-13, 2024.



LOOKING FOR a Chair person; a guild member who has been with the Guild for at least three years or more and has worked with our quilt show in some capacity. I will walk with you through it all so you are not alone. If you are interested in finding out what it involves, please contact Clara Martin at cmartinquilts4fun@gmail.com.

The last show had wonderful publicity and we had a record number of people there thanks to TV5, and the vendor who secured them, and probably the fact that there was no “breaking news” that day, ha, ha!

We will have openings for several committee heads, after we have secured a chairperson. Books for every position are available for the Committee Chairs with easy-to-follow instructions.

Be assured, you will not be left alone once you decide to commit to these positions!

Thank you,
Clara Martin



Piecemakers Quilt Guild Window Decal

Reg. \$8.00 ea. **Now on Special** - \$6.00 each

Show your support for your guild!
Pick up at the check-in table at the guild meeting.

Looks great on any vehicle!!!

Door Prizes

We have three door prizes this month. Don't forget to receive your ticket as you come in. Thank you to all our donors. The first door prize is donated by Between Patches.

The first anonymous door prize is a 23 ½ x23 ½ Kim Diehl mini quilt kit.



The second anonymous door prize is a Woodstock Wall Hanging, Lap Quilt, and Runner Kit by Trillium Ridge Quilt Patterns.



Beggar Wants to Be a Chooser

Ladies, please keep the Guild in mind as you start your spring cleaning. We are requesting a few special items for our potluck box. These items will remain in the box to be used for our get togethers each year because we all forget our serving pieces at one time or another. We are asking for the following: 6 slotted serving spoons, 6 non-slotted serving spoons, 3 meat serving forks, 3 punch bowls, 3 punch bowl ladles, and several small sets of tongs. If you have any of these items you would like to donate, please bring them to the next meeting and see Ellen at the Officers Table. Thank you in advance!

Classes for Next Year

Two classes have been scheduled for next Guild Season. One on paper piecing and one on Fabric folding. Both of these classes have a free pattern included and use your fabric scraps so you don't need a kit. See the Program Calendar for dates and costs. You can sign up starting in April. The first five members to sign up and pay for each class will receive a two extra tickets for our door prizes.

Is anyone interested in another potholder or table runner class? We were thinking about a snowman and a fabric weaving potholder. \$30 each for the classes. Includes pattern and materials to make 2 potholders. Let us know. We were considering November and possibly January for these two classes, but we are open to suggestions. Email me and let me know what you are thinking.

juliepeasley@gmail.com

Programs Calendar 2023-24

September	Business and By Laws Update Meeting
October	Dan Burke Lecture "For the Love of Paper Piecing"
Class October 17 9am-3pm	"Earth, Wind and Water" Table Runner Cost \$55 per person
November	Thanksgiving potluck
December	No Meeting
January	Trash to Treasure Sale
February	Sara Gallegos from Fons and Porter
March	To Be Announced
April	Cyndi Wiegand Lecture "Bindings Aren't Boring"
Class April 17	"3D Log Cabin" Cost \$45 per person
May	Spring Get Together

President: Julie Peasley 989-837-5491

juliepeasley@gmail.com

Vice President:

Dorothy Bodeis 989-799-6086

gardendb2002@yahoo.com

Secretary: Kim Sturm 989-450-4274

ksturm57@gmail.com

Treasurer: Ellen MacLaughlin 989-545-9587

ellenm31542@gmail.com

Membership/Webmaster;

Clara Martin 989-845-8005

cmartinquilts4fun@gmail.com

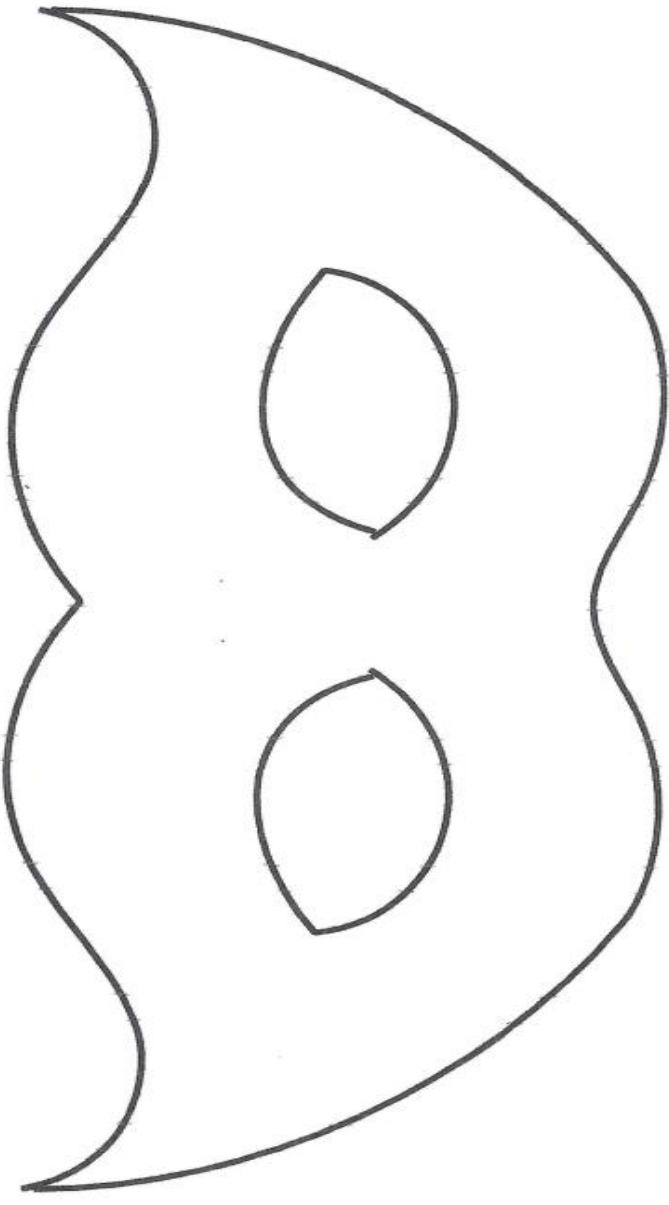
Newsletter Editor: Jan Schell 989-798-6109

jimandjanschell@gmail.com

Hospitality:

Pam Findlay 989-385-1001

Pamsdaycare@gmail.com



Between Patches

Cutest little Quilt Shop just outside of Bay City

Machine Quilting,
fabric, books,
patterns and notions

Robyn HouseGuettler

470 E. Chip Rd
Bay City MI 48706
(989) 297-6722



Keepsake Quilts

Fabric and Notions Quilt Shop

Ray and Gerolyn Freeze (989) 317-8700
gerolyn@mi-keepsake-quilts.com 4585 E. Pickard Suite K
www.mi-keepsake-quilts.com Mt. Pleasant, MI

Country Stitches

Sewing Machines and Quilting since 1982

2200 Coollidge Road • East Lansing, MI 48823

Phone (517) 351-2416 • 1-800-572-2031

E-mail: stitches@countrystitches.com

www.countrystitches.com

PFAFF

JUKI

BERNINA

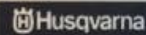
Ann Covert Fuller

Brian Ladson

Owners



SINGER



VIKING



lady jane's
QUILT SHOP

Tara Gerhardt
Owner

398 S Main St, Suite 1 • Freeland, MI 48623
ladyjanesquiltshop.com • 989-573-8496



Husqvarna
VIKING

JANOME
New Home



BONNIE'S SEWING CENTER

www.bonniesewingcenter.com

ROBERT WIEGAND
Sewing Specialist

3557 Wilder Rd. • Bay City, MI 48706 • (989) 686-8180 • Fax (989) 686-9996

Across from K-Mart

Sales • Parts
Service on all makes

M & F 10-5
T-W-Th 10-5
Sat. 10-5



Alterations
Craft & Sewing Classes



PARK BENCH
QUILT SHOP

PATTY RAPANOS
ANN SIMANSKEY
WWW.PARKBENCHQUILTSHOP.COM

1613 E. WHEELER STREET
MIDLAND, MI 48642
(989) 832-5722
PARKBENCHQUILTS@ATT.NET

12 punches = \$10 off your next purchase



2620 Center Ave., Bay City, MI 48708

989.439.1100

www.dragonflyquiltandyarn.com

Creative Passions Quilt Shop

Address 103 W. Broad St. Chesaning,
MI 48616

Email cpquiltshop@hotmail.com

Call 989-860-4096

Website www.creativepassionsllc.com

Etsy CPQuiltShop



(989) 494-8482

Tom's Sewing Machine
Service & Repair

Tom Holcomb - Owner

18701 W. Peet Rd
Henderson, MI 48841

lambcreekfabrics.com



SURREY RD. QUILT SHOP

Fabrics · Crafts
Custom Made Quilts
Hand Quilting

Monday - Saturday
9:00 a.m. - 6:00 p.m.

Closed Sunday

3681 E. Surrey Rd.
Clare, MI 48617

Rebecca Miller 989-386-3043

Miles of Stitches

Creating memories... one stitch at a time!

Hours

Mon, Tue
10am - 5pm

Wed, Thur, Fri
10am - 6pm

Sat
9am - 2pm

123 N. Midland St.

Merrill, MI 48637

989.643.5566

www.milesofstitches.com



Keep: w/keep/ Maintain in good condition.

SERVICE & REPAIR
ALL MODELS OF SEWING MACHINES

Brian Leinberger
OWNER/OPERATOR

989.573.0087

6120 GARFIELD ROAD
FREELAND, MI 48623

WWW.KEEPSEWING.COM



Pieces of Thyme Quilt Shop

Susan Phillips, Proprietor

3037 Shock Road (Hockaday)

PO Box 146

Beaverton MI 48612


989-435-9230

facebook.com/piecesofthyme
www.piecesofthyme.com

OPEN Thursday & Friday 10am-5pm
Saturday 10am - 2pm or by appt

Phyllis A Kobel
Independent Beauty Consultant

1033 RiverOak Dr
Mt. Pleasant, Michigan 48858
989-488-0563
989-772-9525
phylsplace99@aol.com
www.marykay.com/pkobel

 **ADVANCED SKIN CARE CONSULTANT**

MARY KAY



www.therapeutichopellc.square.site/

214 Federal Ave.
Saginaw, MI 48607

(989) 964-9597

Carmen Castillo
Jessica Medina

Licensed Massage Therapists